

Polaris 2017 RZR 1000 Frame Gusset

Thank you for choosing Rough Country for all your vehicle needs.

Please read instructions before beginning installation. Check the kit hardware against the kit contents shown below. Be sure you have all needed parts and know where they go.

If question exist, please call us @1-800-222-7023. We will be happy to answer any questions concerning this product.

Check all fasteners for proper torque. Check to ensure for adequate clearance between all components.

Periodically check all hardware for tightness.

KIT CONTENTS:

Frame Gusset x1

TOOLS NEEDED:

15mm Wrench or Socket

17mm Wrench and Socket

HARDWARE INCLUDED:

10mm-1.5 x 110mm Hex Bolts x4

3/8" Flat Washers x8

10mm-1.5 Nylock Nuts x4





Torque Specs:

Size	Grade 5	Grade 8	Size	Class 8.8	Class 10.9
5/16"	15 ft/lbs	20ft/lbs	6MM	5ft/lbs	9ft/lbs
3/8"	30 ft/lbs	35ft/lbs	8MM	18ft/lbs	23ft/lbs
7/16"	45 ft/lbs	60ft/lbs	10MM	32ft/lbs	45ft/lbs
1/2"	65 ft/lbs	90ft/lbs	12MM	55ft/lbs	75ft/lbs
9/16"	95 ft/lbs	130ft/lbs	14MM	85ft/lbs	120ft/lbs
5/8"	135ft/lbs	175ft/lbs	16MM	130ft/lbs	165ft/lbs
3/4"	185ft/lbs	280ft/lbs	18MM	170ft/lbs	240ft/lbs





INSTALLATION INSTRUCTONS



1. Place the UTV on a clean flat surface. Use a jack to raise the front up. Place jack stands under the frame and lower onto the jack stands.
2. Using a 15mm wrench and socket remove the (4) lower control arm bolts. **See Photos 1 and 2.**



3. Locate the front of the frame gusset. **See Photo 3.**
4. Install the frame gusset onto the lower control arm mounts using (4) of the supplied 10mm-1.5 x 110mm Hex Head Bolts, (8) 3/8" Flat Washers and (4) 10mm-1.5 Nylock Nuts. **See Photo 4.**



5. Raise the UTV up and remove the jack stands. Then lower onto the ground and tighten the 10mm hardware installed in the lower control arms using a 17mm wrench and socket. **See Photos 5 and 6.**



By purchasing any item sold by Rough Country, LLC, the buyer expressly warrants that he/she is in compliance with all applicable, State, and Local laws and regulations regarding the purchase, ownership, and use of the item. It shall be the buyers responsibility to comply with all Federal, State and Local laws governing the sales of any items listed, illustrated or sold. The buyer expressly agrees to indemnify and hold harmless Rough Country, LLC for all claims resulting directly or indirectly from the purchase, ownership, or use of the items.

