

Polaris 2018-20 RZR Turbo Full Front Windshield

Thank you for choosing Rough Country for all your vehicle needs.

Please read instructions before beginning installation. Check the kit hardware against the kit contents shown below. Be sure you have all needed parts and know where they go.

If question exist, please call us @1-800-222-7023. We will be happy to answer any questions concerning this product.

Check all fasteners for proper torque. Check to ensure for adequate clearance between all components.

Periodically check all hardware for tightness.

KIT CONTENTS:

Windshield x1

Seal x1

Bottom Seal x1

Straps x4




Torque Specs:

Size	Grade 5	Grade 8	Size	Class 8.8	Class 10.9
5/16"	15 ft/lbs	20ft/lbs	6MM	5ft/lbs	9ft/lbs
3/8"	30 ft/lbs	35ft/lbs	8MM	18ft/lbs	23ft/lbs
7/16"	45 ft/lbs	60ft/lbs	10MM	32ft/lbs	45ft/lbs
1/2"	65 ft/lbs	90ft/lbs	12MM	55ft/lbs	75ft/lbs
9/16"	95 ft/lbs	130ft/lbs	14MM	85ft/lbs	120ft/lbs
5/8"	135ft/lbs	175ft/lbs	16MM	130ft/lbs	165ft/lbs
3/4"	185ft/lbs	280ft/lbs	18MM	170ft/lbs	240ft/lbs



INSTALLATION INSTRUCTONS


1. Clean the surface of the UTV that the windshield will be applied to. **See Photo 1.**
2. Remove the protective cover from the windshield. **See Photo 2.**





3. Install the bottom seal, starting at one bottom corner and continue to the opposite bottom corner. **See Photo 3.**
4. Install the rubber seal, starting on the bottom of one side and continue around the top side to the bottom of the opposite side, trim any excess. **See Photo 4.**



5. Place the windshield onto the front of the UTV. **See Photo 5.**
6. **NOTE:** How the strap is wrapped behind the pin. **See Photo 6.**



7. Install the 2 straps into the opening in each side of the windshield. **See Photo 7.**
8. Wrap the strap behind the pin in the outer portion of the strap. **See Photo 8.**



9. Pull the outer windshield mount tight laying the strap into the opening in the windshield. **See Photo 10.**
10. Secure by finishing the wrap around the strap. **See Photo 11.**





By purchasing any item sold by Rough Country, LLC, the buyer expressly warrants that he/she is in compliance with all applicable, State, and Local laws and regulations regarding the purchase, ownership, and use of the item. It shall be the buyers responsibility to comply with all Federal, State and Local laws governing the sales of any items listed, illustrated or sold. The buyer expressly agrees to indemnify and hold harmless Rough Country, LLC for all claims resulting directly or indirectly from the purchase, ownership, or use of the items.

